

Features:

- ❑ two-phase controlled soft starter
- ❑ controlled by microcontroller
- ❑ optimized soft start
- ❑ heatsink temperature detection
- ❑ connection in the motor delta winding (cost saving via smaller rating)
- ❑ current and torque reduction during acceleration
- ❑ easy mounting, also for retrofitting into existing plants
- ❑ integrated bypass relay
- ❑ parameterization by means of four potentiometers
- ❑ no additional control voltage required
- ❑ no mains neutral conductor (N) required
- ❑ economically priced substitute for star-delta starters
- ❑ control outputs with spring-loaded terminals
- ❑ compact design, 103mm width
- ❑ degree of protection IP20



Soft Starters
VS II ...-50...75
CE

Function:

- ❑ soft acceleration and deceleration
- ❑ potential-free control input for soft acceleration and deceleration
- ❑ 4 separately adjustable parameters accel. time, start voltage, decel. time, max. start current
- ❑ boost-start selectable
- ❑ Motor PTC
- ❑ current controlled start-up with external transformer (transformer is included in delivery)
- ❑ potential-free control output for operating state – unit bypassed – and failure

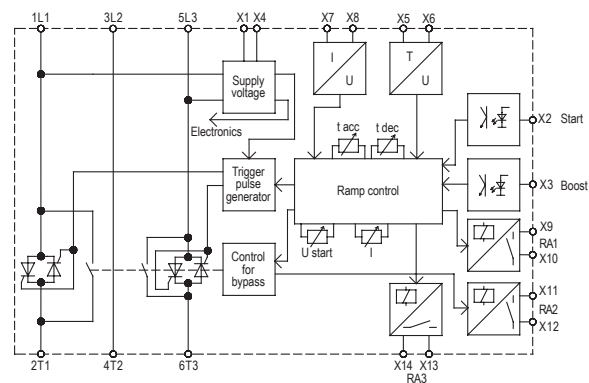
Typical Applications:

door and gate drives
pumps, ventilators, fans
conveying systems

packaging machines
transport systems, assembly lines
machine applications

Options: (upon request)

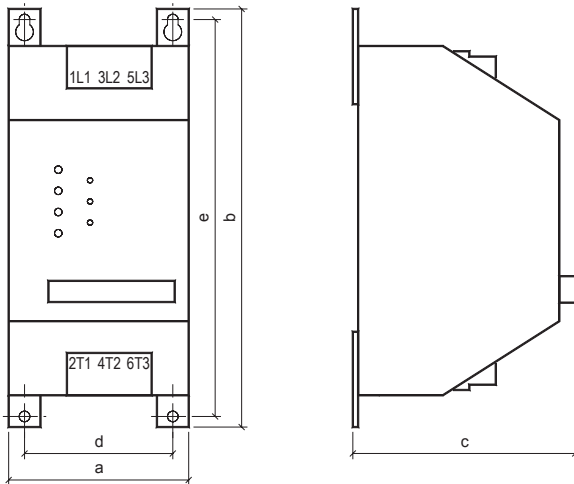
- ❑ special voltages 230V and 480V
- ❑ wide voltage range 200-400V or 400-600V with external control supply voltage U_s 24VDC (option B)



Technical Data (standard)	VS II 400-50	VS II 400-65	VS II 400-75
Mains / Motor voltage according to DIN EN 50160 (IEC 38)	400V ±10% 50/60Hz		
Rated device current	50A	65A	75A
Motor rating at 400V mains voltage	25kW	30kW	37kW
max. Power dissipation - in operation - in standby	30W 10W		
min. motor current	20% of the device rated current		
Acceleration time	0,5 ... 10s		
Start voltage	40 ... 80%		
Deceleration time	0,5 ... 10s		
max. Start current	200% - 500% of the device rated current		
Restart time	200ms		
max. Switching frequency at 3x I _e and 10s t _{an}	35/h	25/h	30/h
I ² t - Power semiconductor	6600A ² s	11200A ² s	25300A ² s
Cross-sectional area: Control terminals Power terminals	0,2 - 2,5mm ² /24 - 12 AWG solid 1 - 35mm ² , 18 - 2 AWG / stranded 1 - 25mm ² , 18 - 3 AWG		
Tightening torque (power terminals)	25mm ² = 2,5 Nm 25mm ² = 22 lbs in	35mm ² = 4,5 Nm 35mm ² = 40 lbs in	
Input resistance Control inputs	10kΩ		
Switching rating of relay output RA1/RA2/RA3	3A/250VAC; 3A/30VDC		
Overvoltage category / Pollution degree	III (TT / TN systems) / 2		
Installation class	3		
Surge strength	4kV		
Ambient / Storage temperature	0°C ... 45°C up to an altitude of 1000m / -25°C ... 70°C		
Weight / kg	1,5	1,5	2,2
Special voltages (optional)	230V / 480V / wide voltage range 200-400V or 400-600V with external control supply voltage U_s 24VDC±10%/150mA		
Order number	25700.40050	25700.40065	25700.40075

Please observe supplementary sheet with dimensioning rules.

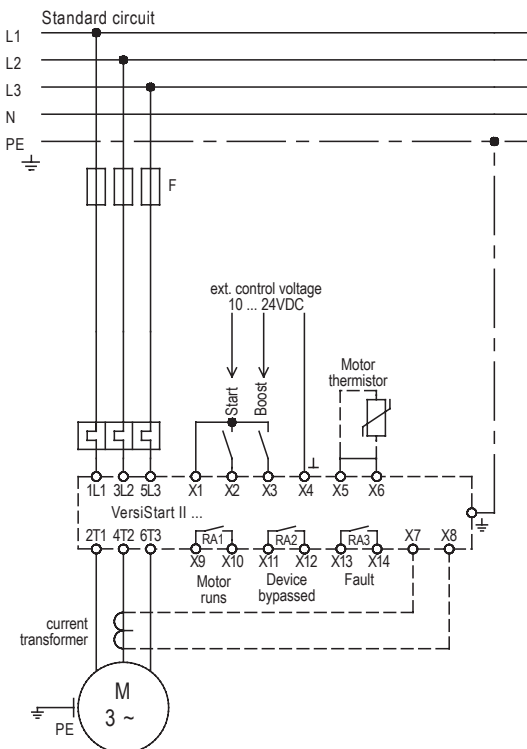
Dimensions:



Mounting dimensions	a	b	c	d	e
VS II ...- 50...65	103	230	125	86	220
VS II ...- 75	103	230	140	80	220

All dimensions indicated in mm.

Connenction Diagramm:



EMC

The limit values for emitted interference according to the applicable device standards do not rule out the possibility that receivers and susceptible electronic devices within a radius of 10m are subjected to interference.

If such interference, which is definitely attributable to the operation of the soft starters "VersiStart II ...", occurs, the emitted interference can be reduced by taking appropriate measures.

Such measures are, e.g.:

- To connect reactors (3mH) or a suitable mains filter in series before the soft starter, or to connect X-capacitors (0.15µF) in parallel to the supply voltage terminals.